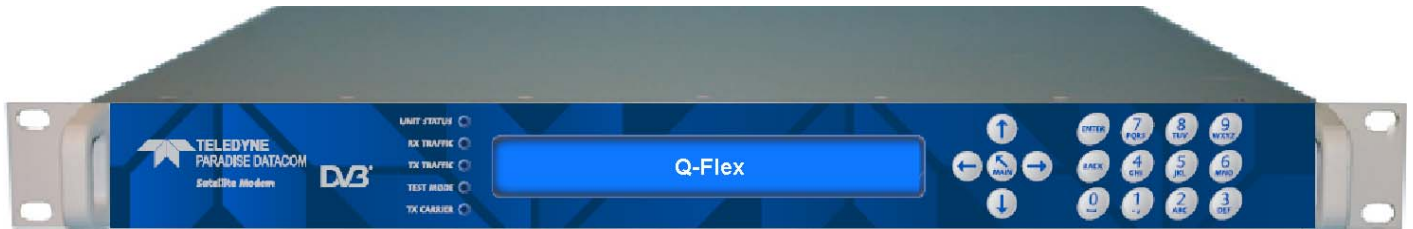


# Dual IF/L-Band Satellite Modem With IP Encryption



## OVERVIEW

The **Q-FlexE™** modem embodies a new concept in satellite modem technology - a **flexible software-defined modem** that does what you want, now and in the future.

The **Q-FlexE™** modem's **flexible hardware platform** provides IF and L-band operation in one unit, along with an advanced IP feature set that includes **AES-256 encryption**.

**Flexible pricing** is achieved by enabling only the features you need at any time. **Future-proofing** is assured by convenient software upgrades via Ethernet or a memory stick.

## Advanced Bandwidth-Efficient Features

The **Q-FlexE™** modem supports the most powerful bandwidth-saving technology available. **Paired Carrier™** overlays transmit and receive carriers reducing satellite bandwidth by 50% (using ViaSat's patented PCMA technology). Both DVB-S2, renowned for its robustness and bandwidth efficiency, and its successor, **DVB-S2X** are supported. **FastLink™** low-latency LDPC is optimised for latency-sensitive applications while giving coding gain that is close to the theoretical limits. Bandwidth-saving IP features include acceleration and header and payload compression.

## FEATURES

- ▶ Dual IF/L-band operation
- ▶ Data rates to 155Mbps
- ▶ **XStream IP™** is an integrated suite of advanced IP optimization & traffic management features including TCP acceleration, header & payload compression, dynamic routing, traffic shaping, encryption & ACM
- ▶ DVB-S2X, **FastLink™** LDPC & TPC
- ▶ Terrestrial interfaces include Ethernet & optical Ethernet, EIA-530, G.703, ASI, OC-3 & STM-1
- ▶ Optimized spectral roll-offs, including 5%
- ▶ **Paired Carrier™** carrier overlay
- ▶ **LinkGuard™** signal-under-carrier interference detection
- ▶ Built-in spectrum & constellation monitors
- ▶ **New!** DVB-S2X!
- ▶ **New!** DVB Carrier ID! Fully compliant with DVB-CID standard!
- ▶ **New!** Secure AAA RADIUS login using your normal company network login credentials!

## Applications

- ▶ IP trunking and IP backhaul
- ▶ Corporate networking
- ▶ Mobile/G.703 backhaul
- ▶ Disaster recovery
- ▶ Maritime communications
- ▶ Satellite news gathering
- ▶ High-speed trains

Main Specifications	
Frequency	<b>IF:</b> 50 to 90MHz & 100 to 180MHz (resolution 100Hz) (BNC connector) <b>L-band:</b> 950 to 2050MHz (resolution 100Hz) (N-type connector) <b>L-band option:</b> Extends L-band operation to 2150MHz
Data Rate	<b>Operation to 2,048kbps provided as standard</b> <b>Extension options:</b> 5Mbps, 10Mbps, 25Mbps, 60Mbps, 100Mbps and 155.52Mbps
Data Rate Limits	<b>DVB-S2X:</b> 100kbps to 155.52Mbps <b>DVB-S2:</b> 350kbps to 132Mbps <b>FastLink™ LDPC:</b> 18kbps to 100Mbps <b>TPC:</b> 4.8kbps to 60Mbps 1bps resolution
Symbol Rate Limits	<b>DVB-S2X:</b> 100ksps to 50Msps <b>DVB-S2:</b> 350ksps to 37.5Msps <b>FastLink™ LDPC:</b> 18ksps to 40Msps <b>TPC:</b> 9ksps to 40Msps
Operating Modes	<b>DVB-S2X</b> (EN 302 307-2) option <b>DVB-S2</b> (EN 302 307-1) option <b>Closed Network (+ ESC)</b> (IESS-315) <b>IBS/IDR</b> (IESS-308/309/310/314) options
Scrambling	<b>DVB-S2/DVB-S2X:</b> As per EN 302 307 <b>IBS:</b> As per IESS-309 <b>Closed Network + ESC:</b> Synchronised to ESC overhead
Impedance	<b>IF:</b> 50Ω/75Ω <b>L-band:</b> 50Ω
Return Loss	<b>IF:</b> 18dB typical <b>L-band:</b> 14dB typical
Redundancy	1:1 or up to 1:16 redundancy

Traffic Interfaces	
<b>Base modem (standard):</b> <b>Gigabit Ethernet</b> (single RJ45) for IP traffic	
<b>Traffic options:</b> <b>4-port Gigabit Ethernet switch</b> (extends base modem Ethernet traffic port with another 3 Ethernet ports, creating 4-port switch) <b>Optical Gigabit Ethernet/STM-1/OC-3</b> (Small Form-Factor pluggable module) <b>EIA-530</b> (RS422, X.21, V.35 and RS232 on 25-pin D-type female) <b>G.703 E1/T1, E2/T2, E3/T3</b> (balanced on RJ45; unbalanced 75Ω BNC female) <b>Quad E1 G.703</b> (balanced RJ45) <b>Quad ASI</b> (75Ω BNC female) <b>Serial LVDS</b> (25-pin D-type female) <b>HSSI</b> (50-pin HD SCSI-2 connector) <b>IDR</b> (to IESS 308; 50-way female D type connector)	

Modulator	
Output Power	<b>IF:</b> 0 to -25dBm (0.1dB steps) <b>L-band:</b> 0 to -40dBm (0.1dB steps)
Output Power Stability/Accuracy	<b>Stability:</b> ±0.5dB, 0°C to 50°C <b>Accuracy:</b> ±0.375dBm
Transmit Filter Roll-off	5%, 10%, 15%, 20%, 25%, 35%
Phase Accuracy	±2° maximum
Amplitude Accuracy	±0.2dB maximum
Carrier Suppression	-30dBc minimum
Output Phase Noise	As EN 302 307 and IESS-316, nominally 3dB better
Harmonics	Better than -55dBc/ 4kHz in band (at 0dBm to -30dBm output)
Spurious	Better than -55dBc/ 4kHz in band (at 0dBm to -30dBm output)
Transmit On/Off Ratio	55dB minimum
BUC PSU Option	24V or 48V DC via IFL cable, 200W
BUC 10MHz Reference	Via IFL cable; 10MHz ± 0.001 ppm; 3dBm ± 3dB
FSK Control	Allows monitor & control of a compatible L-band BUC from the modem via the Tx IFL cable

Demodulator	
Input Range	<b>IF minimum:</b> -115 + 10 log (symbol rate) <b>L-band minimum:</b> -130 + 10 log (symbol rate) <b>IF/L-band maximum:</b> -80 + 10 log (symbol rate)
Maximum Composite	+10dBm
Wanted-to-composite	<b>IF:</b> -94 + 10 log (symbol rate) <b>L-band:</b> -102 + 10 log (symbol rate)
Frequency Sweep Width	<b>Up to 10Msps:</b> ±1kHz to ±32kHz (1kHz steps) <b>Above 10Msps:</b> ±10kHz to ±250kHz (10kHz steps)
Acquisition Time	Dependent on FEC, data rate and sweep width (at 9.6kbps, less than 1s at 6dB Es/No QPSK; at 10Mbps, less than 100ms at 6dB Es/No QPSK)
Clock Tracking Range	±100ppm minimum
Receive Filter Roll-off	5%, 10%, 15%, 20%, 25%, 35%
AGC Output	Buffered direct AGC output for antenna peaking
LNB 10MHz Reference	Via IFL cable; 10MHz ± 0.001 ppm; 0dBm ± 3dB
LNB Voltage	Selectable 13V, 15V, 18V or 24V DC to LNB via IFL cable; maximum 0.5A

Forward Error Correction	
DVB-S2X	<b>QPSK</b> 1/4, 1/3, 2/5, 1/2, 3/5, 2/3, 3/4, 4/5, 5/6, 8/9, 9/10, 13/45, 9/20, 11/20, 11/45, 4/15, 14/45, 7/15, 8/15, 32/45 <b>8PSK</b> 3/5, 2/3, 3/4, 5/6, 8/9, 9/10, 23/26, 25/36, 13/18, 7/15, 8/15, 26/45, 32/45 <b>16APSK</b> 2/3, 3/4, 4/5, 5/6, 8/9, 9/10, 26/45, 3/5, 28/45, 23/36, 25/36, 13/18, 7/9, 77/90, 7/15, 8/15, 32/45 <b>32APSK</b> 3/4, 4/5, 5/6, 8/9, 9/10, 32/45, 11/15, 7/9, 2/3 <b>64APSK</b> 11/15, 7/9, 4/5, 5/6
DVB-S2X Low-latency Mode	<b>Very Short Frame:</b> (Frame size of 5,400 bits, reducing latency to 33% of standard DVB-S2 Short frame) <b>QPSK/8PSK/16APSK/32APSK</b> 2/5, 7/15, 8/15, 3/5, 2/3, 11/15, 4/5, 13/15, 14/15 <b>Ultra Short Frame:</b> (Frame size of 3,240 bits, reducing latency to 20% of standard DVB-S2 Short frame) <b>QPSK/8PSK/16APSK/32APSK</b> 1/3, 4/9, 5/9, 2/3, 7/9, 8/9
DVB-S2	<b>QPSK</b> 1/4, 1/3, 2/5, 1/2, 3/5, 2/3, 3/4, 4/5, 5/6, 8/9, 9/10 <b>8PSK</b> 3/5, 2/3, 3/4, 5/6, 8/9, 9/10 <b>16APSK</b> 2/3, 3/4, 4/5, 5/6, 8/9, 9/10
FastLink™ Low-Latency LDPC	<b>BPSK</b> 0.499 <b>QPSK/OQPSK</b> 0.532, 0.639, 0.710, 0.798 <b>8PSK/8QAM</b> 0.639, 0.710, 0.778 <b>16APSK/16QAM</b> 0.726, 0.778, 0.828, 0.851 <b>32APSK</b> 0.778, 0.828, 0.886, 0.938 <b>64QAM</b> 0.828, 0.886, 0.938, 0.960
TPC	<b>BPSK</b> 5/16, 21/44, 3/4, 7/8 <b>QPSK/OQPSK</b> 5/16, 21/44, 3/4, 7/8, 0.93 <b>8PSK</b> 3/4, 7/8, 0.93 <b>16QAM</b> 3/4, 7/8, 0.93
Others	<b>DVB-S:</b> QPSK 1/2, 2/3, 3/4, 5/6 <b>DVB-DSNG:</b> 8PSK 2/3, 5/6, 8/9; 16QAM 3/4, 7/8 <b>Viterbi:</b> BPSK/QPSK/OQPSK 1/2, 3/4, 7/8 <b>TCM:</b> 8PSK 2/3 <b>Sequential:</b> BPSK/(O)QPSK 1/2, 3/4, 7/8 <b>Reed-Solomon</b> outer codec available with Viterbi and TCM

Ethernet: Standard Features	
Bridging and Static Routing	<b>Trunking mode:</b> Hardware Layer 2 bridging supporting 155Mbps bi-directional traffic (at up to 500,000 packets per second); zero jitter <b>Layer 2 bridge &amp; Layer 3 router:</b> Software processing capability of up to 150,000 packets per second
IPv4/IPv6	Dual IPv4/IPv6 TCP/IP supporting IPv4 and IPv6 bridging and routing
VLAN Support	IEEE 802.1q VLAN support IEEE 802.1p Quality of Service (packet prioritisation) using strict priority or fair weighting queuing
DHCP, SNMP	DHCP for automatic allocation of M&C IP address. SNMP v1, v2c & v3
Web Server	Modem web server M&C interface
IP Diagnostic Graphs	Shows Tx, Rx throughput (bps, pps); dropped, errored packet counts
TCP/IP Packet Generator/Analyser	Generates & analyses TCP & UDP packet streams, allowing modem-to-modem IP testing without any other test equipment
Ethernet MTU Size	<b>Standard:</b> 10k bytes <b>Optical Ethernet:</b> 16k bytes

Ethernet: XStream IP™ Option	
<i>XStream IP™ is an integrated set of IP optimization and traffic management features designed for maximum reliability and bandwidth efficiency. The maximum throughput depends on features &amp; traffic format</i>	
Traffic Shaping	Provides guaranteed throughput for priority traffic, using Committed and Burst Information Rates. Stream differentiation is by IP address, IEEE 802.1p priority, Diffserv DSCP, PID, VLAN ID or MPLS EXP
Header Compression	Robust Header Compression (RFC 3095). Reduces Ethernet/IP/UDP/TCP/RTP header sizes typically by 90%. 1-way packet processing limit: 60,000 pps; 2-way limit: 45,000 pps. Includes Ethernet header compression (compresses 14-byte Ethernet frame to typically one byte)
Payload Compression	Uses Deflate algorithm (RFC 1951) to compress TCP & UDP packets; typical payload compression of 50%
Dynamic Routing	RIP V1, V2; OSPF V2, V3; BGP V4
TCP Acceleration	Typical throughput level of 90% of link capacity. Supports 10,000 concurrent accelerated TCP connections (plus at least 40,000 unaccelerated TCP connections) up to 100Mbps
AAA RADIUS Secure User Login	Authentication, Authorisation & Accounting. Greater access control & accountability. Replaces standard modem login with user's personal company network login credentials
AES-256 Encryption	Encrypts all IP traffic using AES with 256-bit keys

Ethernet: XStream IP™ DVB-S2	
<i>Provided as standard as part of DVB-S2 &amp; DVB-S2X</i>	
ACM	Dynamically varies modcod with varying link conditions, maximises throughput at all times by converting unused link margin into additional throughput; 100% link availability
VCM	Supports transmission/reception of two ASI streams or, one ASI stream with one IP stream, each with its own modcod for optimal throughput
IP-over-DVB Encapsulation	Supports the transmission of IP packets with/without Ethernet frames over DVB-S2; encapsulates & de-encapsulates using MPE (EN 301 192), ULE (RFC 4326) or Paradise PXE

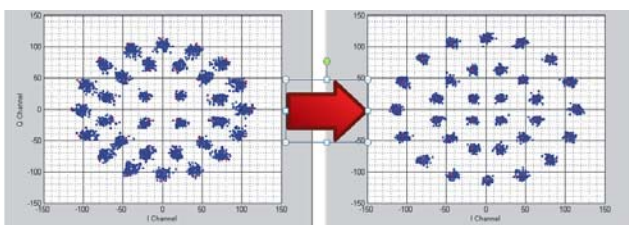
Paired Carrier™ Option	
Paired Carrier™	Transmit and receive carriers are overlaid in the same space segment. Echo cancellation techniques are used to cancel the unwanted transmit carrier leaving the wanted receive carrier
Paired Carrier™ data rate options (30kHz to 54MHz occupied bandwidth)	256kbps, 512kbps, 1024kbps, 2.5Mbps, 5Mbps, 10Mbps, 15Mbps, 20Mbps, 25Mbps, 30Mbps, 40Mbps, 50Mbps, 60Mbps, 80Mbps, 100Mbps and 155Mbps traffic rate
Power asymmetry	-10dB to +10dB
Symbol rate asymmetry	Up to 12:1
Eb/No degradation	Typically < 0.5dB (0.7dB for 16QAM/16APSK with 10dB power asymmetry; 1dB or more for 32APSK and higher)
Mobile Operation	Uses GPS data to continually recalculate position relative to satellite, allowing uninterrupted operation in mobile environments anywhere in satellite footprint

ClearLinQ™ Adaptive Tx Predistorter Option	
Corrects for linear & non-linear distortion in the RF chain (i.e. amplifier and transponder). Applicable to all FECs and modulations (including DVB-S2X, DVB-S2, TPC & FastLink™). Maximises amplifier output power and minimises required back-off. Up to 2dB performance gain	

DVB Carrier ID Option (ETSI TS 103 129)	
Supports the identification of interfering carriers. Allows identification of individual modem carriers by superimposing a low-power CID waveform onto the carrier with negligible degradation. The CID waveform contains a unique Carrier ID and other identity information. A carrier monitoring system is required to decode CID waveforms. The DVB Carrier ID option is available as a software upgrade for all Q-Series modems	

TPC Performance Eb/No (dB) at BER 5E-8					
	Rate 1/2	Rate 3/4	Rate 7/8	Rate 0.93	
BPSK, (O)QPSK	3.0	4.2	4.2	6.5	
8PSK		6.3	6.8	9.6	
16QAM		7.6	7.9	10.4	

DVB-S/DSNG Performance Eb/No (dB) at QEF*						
	Rate 1/2	Rate 2/3	Rate 3/4	Rate 5/6	Rate 7/8	Rate 8/9
QPSK	3.9	4.6	4.0	4.6	5.3	
8PSK		6.9		8.9		9.4
16QAM			9.0		10.7	



'Before and after' constellations showing ClearLinQ™ Adaptive Tx Pre-distorter compensating for severe non-linear signal distortion to a 32APSK carrier

FastLink™ Performance Eb/No (dB) at BER 5E-8				
		Low BER	Balanced	Low Latency
BPSK	0.499	2.1	2.9	3.4
(O)QPSK	0.532	2.2	2.6	2.9
(O)QPSK	0.639	2.4	2.8	3.2
(O)QPSK	0.710	2.7	3.3	3.7
(O)QPSK	0.798	3.3	3.9	4.4
8PSK	0.639	5.9 (QEF*)	6.2 (QEF*)	6.7 (QEF*)
8PSK	0.710	5.9 (QEF*)	5.5	5.9
8PSK	0.778	5.7	6.1	6.6
8QAM	0.639	4.5	4.8	5.1
8QAM	0.710	5	5.4	5.7
8QAM	0.778	5.6	5.9	6.3
16APSK	0.726	7.2 (QEF*)	7.7 (QEF*)	8.1 (QEF*)
16APSK	0.778	7.4 (QEF*)	7.9 (QEF*)	8.3 (QEF*)
16APSK	0.828	7.7	8.2	8.5
16APSK	0.851	8	8.5	8.9
16QAM	0.726	7.6 (QEF*)	7.5	7.7
16QAM	0.778	7	7.6	7.9
16QAM	0.828	7.5	8.0	8.2
16QAM	0.851	7.8	8.2	8.6
32APSK	0.778	9.4	9.9	10.3
32APSK	0.828	10.1	10.7	11.2
32APSK	0.886	11.1	11.6	12.2
32APSK	0.938	12.9	13.5	14.3

DVB-S2 Performance (for DVB-S2X performance, see separate datasheet) Eb/No (dB) for Normal (64k) frames at QEF* (Es/No in brackets)												
	Rate 1/4	Rate 1/3	Rate 2/5	Rate 1/2	Rate 3/5	Rate 2/3	Rate 3/4	Rate 4/5	Rate 5/6	Rate 8/9	Rate 9/10	
QPSK	1.5 (-1.6)	1.1 (-0.7)	1.3 (0.3)	1.5 (1.5)	2.0 (2.8)	2.2 (3.4)	2.6 (4.3)	3.0 (5.0)	3.3 (5.5)	4.0 (6.5)	4.2 (6.7)	
8PSK					3.8 (6.3)	4.1 (7.1)	4.9 (8.4)		5.8 (9.7)	6.8 (11.0)	7.0 (11.3)	
16APSK						5.4 (9.6)	6.0 (10.7)	6.5 (11.5)	6.8 (12.0)	7.7 (13.2)	7.9 (13.4)	

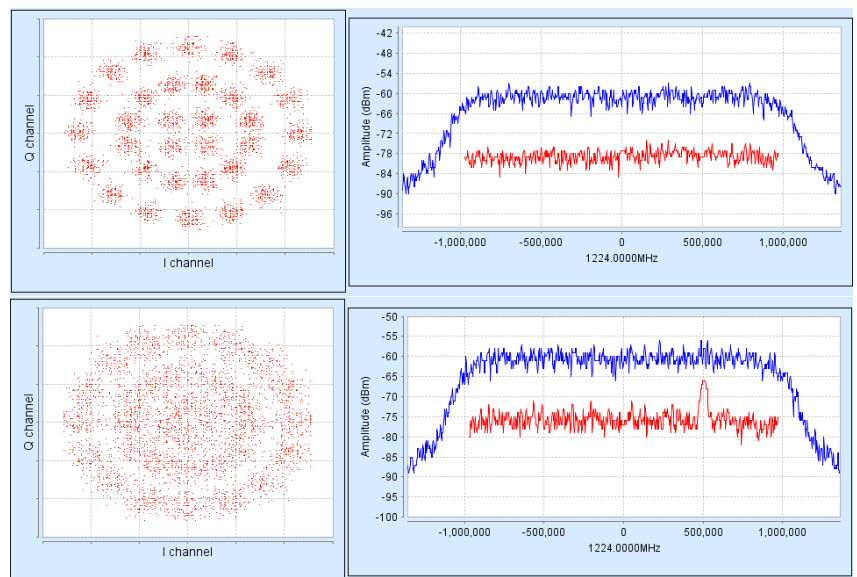
\* Note: QEF is defined as a BER of 5E-12 (this is equivalent to a PER of approximately 5E-9).

In relation to FastLink™, the QEF point is used for modcods where there is no discernible gradation in BER performance (i.e. once the demodulator has locked then the modem will operate at the QEF point only).

Test Facilities and Alarm Outputs	
BER Tester	Bit error rate tester operates over main traffic, ESC or Aux channels, allowing BER monitoring while on traffic. Not available in DVB-S2 mode Supports various test patterns compatible with common BER testers
Other test modes	Transmit CW (pure carrier) Transmit alternate 1-0 pattern Simulated satellite delay for TCP/IP packets
Alarm Relays	4 Independent Form C relays for unit, Tx, Rx and backward alarms

Mechanical/Environmental	
Size	1U chassis, 410mm deep excluding front panel handles and rear panel connectors and fans
Weight	3.5kg
Power Supply	90 to 264VAC, 1A @100V, 0.5A @ 240V, 47 to 63Hz Fused IEC connector (live and neutral fused); 24V and 48V DC options
Compliances	FCC, CE and RoHS compliant
Safety Standards	EN60950-1:2006
Emissions and Immunity	Emissions: EN55022:2006 Class B Immunity: EN55024:1998 (+ A1:2001 + A2:2003)
Operating Temperature	<b>Standard:</b> 0 to 50°C (storage: -40°C to 70°C) <b>Extended:</b> 0 to 55°C when fitted with Ruggedisation option
Humidity	95% relative humidity, non-condensing

Note for operation with DVB-S2 Short (16k) frames, an Eb/No increase of 0.3dB is required (worst case) with respect to the corresponding modcod for Normal frame performance.



Built-in Spectrum Analyser showing LinkGuard™ Signal-Under-Carrier interference detection without/with interferer present.

Option	Description
<b>Fully configurable - pay only for what you need!</b>	
<b>Base Modem</b>	<p>✓ <b>4.8kbps to 2.048Mbps Closed Network (+ ESC) modem with two Ethernet 10/100/1000 BaseT RJ45s for M&amp;C and traffic</b> respectively; Ethernet bridge, static routing; IPv4/IPv6; IEEE 802.1p QoS; IEEE 802.1q VLAN; 10k bytes MTU  <b>IF operation 50 to 90MHz and 100 to 180MHz</b>  <b>L-band operation 950 to 2050MHz</b>; high-stability 10MHz reference; FSK  <b>TPC:</b> BPSK, QPSK, OQPSK, 8PSK and 16QAM; to 60Mbps subject to prevailing modem data rate  <b>LinkGuard™:</b> Signal-under-carrier interference detection web spectrum graph showing received spectrum and any interference underneath the received carrier while on traffic; automated alarm when interference rises above user-set threshold; supported for FastLink™, TPC and DVB-S2X for all modulations  <b>AUPC:</b> Automatic Uplink Power Control  <b>Web browser monitoring tools:</b> Spectrum display, constellation monitor, TCP/IP throughput  <b>Internal Bit Error Rate Tester (BERT):</b> For non-DVB-S2/DVB-S2X operation only  <b>TCP/IP Packet Generator/Analyser:</b> Generates and analyses TCP and UDP packet streams, allowing modem-to-modem IP testing without the need for any other test equipment</p>
<b>Tx-only</b>	Transmit functions only
<b>Rx-only</b>	Receive functions only
<b>Data Rate</b>	<b>5Mbps data rate:</b> Extends base operation to 5Mbps
	<b>10Mbps data rate:</b> Extends 5Mbps operation to 10Mbps
	<b>25Mbps data rate:</b> Extends 10Mbps operation to 25Mbps
	<b>60Mbps data rate:</b> Extends 25Mbps operation to 60Mbps
	<b>100Mbps data rate:</b> Extends 60Mbps operation to 100Mbps (FastLink™, DVB-S2 & DVB-S2X only)
	<b>155.52Mbps data rate:</b> Extends 100Mbps operation to 155.52Mbps (DVB-S2 & DVB-S2X only)
<b>XStream IP™</b>	<b>Traffic Shaping:</b> Supports CIR/BIR/priority settings for IP streams classified by IP address, Diffserv class, IEEE 802.1p priority tag, MPLS EXP field, VLAN ID and MPEG2 transport stream PID
	<b>Header Compression:</b> IP/UDP/TCP/RTP packet header compression (RFC 3095) plus Ethernet header compression
	<b>Payload Compression:</b> TCP/UDP packet payload compression using the Deflate algorithm (RFC 1951)
	<b>Dynamic Routing:</b> RIP, OSPF and BGP
	<b>TCP Acceleration:</b> Up to 10,000 concurrent accelerated TCP connections to 100Mbps subject to prevailing data rate
	<b>AAA RADIUS Secure User Login:</b> Authentication, Authorisation & Accounting. Greater access control & accountability. Replaces standard modem login with user's personal company network login credentials
<b>XStream IP™ DVB-S2</b> <i>Provided as standard as part of DVB-S2 &amp; DVB-S2X options</i>	<b>IP-over-DVB Encapsulation:</b> Encapsulation of IP packets and Ethernet frames over DVB-S2 using Paradise XStream Protocol (PXE), MPE or ULE
	<b>ACM:</b> DVB-S2/DVB-S2X ACM
	<b>VCM:</b> Allows either two ASI streams, or one ASI stream and one IP stream, to be multiplexed onto a single carrier; requires Quad ASI hardware option
<b>DVB-S2X</b> <i>To 155Mbps subject to prevailing modem data rate limits</i>	<b>DVB-S2X CCM Tx:</b> DVB-S2 QPSK, 8PSK, 16APSK & 32APSK Tx operation per EN 302 307-1. DVB-S2X QPSK, 8PSK, 16APSK, 32APSK & 64APSK Tx operation per EN 302 307-2. Includes 5%, 10%, 15%, 20%, 25% & 35% spectral roll-offs. Includes XStream IP™ DVB-S2, which comprises ACM, VCM and IP-over-DVB encapsulation
	<b>DVB-S2X CCM Rx:</b> Add-on card (P3609) supporting DVB-S2 QPSK, 8PSK, 16APSK & 32APSK Rx operation per EN 302 307-1. DVB-S2X QPSK, 8PSK, 16APSK & 64APSK Rx operation per EN 302 307-2. Includes 5%, 10%, 15%, 20%, 25% & 35% spectral roll-offs. Includes XStream IP™ DVB-S2, which comprises ACM, VCM and IP-over-DVB decapsulation
<b>DVB-S2 Low-cost DVB-S2 option; to 155Mbps subject to modem data rate limits</b>	<b>DVB-S2 CCM Tx:</b> DVB-S2 QPSK, 8PSK & 16APSK Tx operation per EN 302 307-1. Includes 15%, 20%, 25% & 35% spectral roll-offs. Includes XStream IP™ DVB-S2, which comprises ACM, VCM and IP-over-DVB encapsulation
	<b>DVB-S2 CCM Rx:</b> Add-on card (P3604) supporting DVB-S2 QPSK, 8PSK & 16APSK Rx operation per EN 302 307-1. Includes 15%, 20%, 25% & 35% spectral roll-offs. Includes XStream IP™ DVB-S2, which comprises ACM, VCM and IP-over-DVB decapsulation. <i>Please note that this add-on card is physically different to the DVB-S2X add-on card!</i>
<b>DVB-S2X Low-latency Mode</b> <i>Proprietary extension to DVB-S2X</i>	<p><b>Very Short Frame:</b> Frame size of 5,400 bits, reducing latency to 33% of standard DVB-S2 Short frame; supports QPSK/8PSK/16APSK/32APSK 2/5, 7/15, 8/15, 3/5, 2/3, 11/15, 4/5, 13/15, 14/15  <b>Ultra Short Frame:</b> Frame size of 3,240 bits, reducing latency to 20% of standard DVB-S2 Short frame; supports QPSK/8PSK/16APSK/32APSK 1/3, 4/9, 5/9, 2/3, 7/9, 8/9</p>
<b>ClearLinQ™ Adaptive Tx Predistorter</b>	Corrects for linear & non-linear distortion in the RF chain. Applicable to all FECs and modulations including DVB-S2X, DVB-S2, FastLink™ & TPC
<b>FastLink™ Low-latency LDPC</b>	Add-on card (P3605); includes BPSK, QPSK, OQPSK, 8PSK, 8QAM, 16APSK, 16QAM, 32APSK & 64QAM; to 100Mbps subject to prevailing modem data rate limits



Option	Description
<b>Fully configurable - pay only for what you need!</b>	
<b>Paired Carrier™</b>  <i>Subject to prevailing modem data rate limits.</i>  <i>Occupied bandwidth: minimum 30kHz; maximum 54MHz</i>  <i>Note that Paired Carrier™ is also available as a low-cost 90-day per annum license for redundancy system standby modems - please contact Sales for details</i>	<b>Paired Carrier™ add-on card P3607</b> (requires one or more options below)
	Paired Carrier™ up to <b>256kbps</b> (requires Paired Carrier™ add-on card)
	Extends Paired Carrier™ up to <b>512kbps</b>
	Extends Paired Carrier™ up to <b>1.024Mbps</b>
	Extends Paired Carrier™ up to <b>2.5Mbps</b>
	Extends Paired Carrier™ up to <b>5Mbps</b>
	Extends Paired Carrier™ up to <b>10Mbps</b>
	Extends Paired Carrier™ up to <b>15Mbps</b>
	Extends Paired Carrier™ up to <b>20Mbps</b>
	Extends Paired Carrier™ up to <b>25Mbps</b>
	Extends Paired Carrier™ up to <b>30Mbps</b>
	Extends Paired Carrier™ up to <b>40Mbps</b>
	Extends Paired Carrier™ up to <b>50Mbps</b>
	Extends Paired Carrier™ up to <b>60Mbps</b>
	Extends Paired Carrier™ up to <b>80Mbps</b>
	Extends Paired Carrier™ up to <b>100Mbps</b>
	Extends Paired Carrier™ up to <b>155.52Mbps</b>
<b>Terrestrial Interfaces</b> (Please choose up to four hardware options)	<b>4-port Gigabit Ethernet Switch:</b> Extends base modem Ethernet traffic port with 3 Ethernet ports, creating 4-port switch
	<b>Optical Gigabit Ethernet/STM-1/OC-3:</b> Small Form-factor Pluggable module; supports single-mode & multi-mode fibre & all wavelengths; supports all standard fibre connector types such as SC & LC (subject to provision of suitable mating socket for SFP cage)
	<b>G.703:</b> Provides unbalanced G.703 on 2xBNC 75Ω sockets and balanced G.703 on RJ45; includes G.703 clock extension, which provides a high-stability reference clock over satellite (alternative to GPS); includes Drop & Insert; supports E1, T1, E2, T2, E3 & T3
	<b>EIA-530:</b> D25 DCE supporting RS422/X.21/V.35/RS232
	<b>Quad E1:</b> Balanced G.703 on 4xRJ45; all four ports support Drop & Insert and are enabled as standard; IBS satellite framing enabled as standard; MultiMux enabled as standard, which allows IP and/or EIA530 traffic, if EIA530 interface fitted, in place of one or two Quad E1 ports (each MultiMux port is limited to 2.048Mbps traffic rate)
	<b>Quad ASI:</b> 4xBNC 75Ω sockets; includes DVB-S/DSNG FEC (which can be used with all terrestrial interfaces)
	<b>Serial LVDS:</b> On 25-way D-type connector
	<b>HSSI:</b> On HD50 50-way SCSI-2 connector
	<b>IDR:</b> To IESS-308; 50-way female D-type connector; includes Advanced AUX (variable rate synchronous Aux channel; includes option to replace IDR audio channels with serial data); includes Audio option (for IBS carriers this allows 2 x audio in 64kbps or 2 x audio+64kbps data in 128kbps - requires IBS option)
	<b>Optimised Spectral Roll-off</b>
<b>Ruggedisation</b>	Ruggedises the modem for harsh environments (fans with higher airflow, heatsinks on key components, etc.)
<b>Wideband</b>	Extends L-band operation upper frequency limit from 2050MHz to 2150MHz
<b>DVB-CID</b>	<b>DVB Carrier ID:</b> Tx carrier identification per ETSI 103 129
<b>Packet Synchronisation</b>	Supports IEEE 1588 Precision Time Protocol Version 2
<b>IBS</b>	Satellite framing to IESS 309 with low-rate Intelsat ESC (to IESS 403) and high-rate IBS ESC
<b>Legacy FEC</b>	<b>Sequential</b> FEC (limited to 2.048Mbps); <b>TCM</b> 8PSK 2/3 to IESS 310; <b>Viterbi</b> BPSK/QPSK/OQPSK FEC rates 1/2, 3/4 & 7/8; Intelsat <b>Reed-Solomon</b> outer codec
<b>24V DC Input</b>	<b>K3023</b> 24V DC primary power input (in place of 100 to 240V AC input); DC input attaches via a screw-terminal connector plate
<b>48V DC Input</b>	<b>K3018</b> 48V DC primary power input (in place of 100 to 240V AC input); DC input attaches via a screw-terminal connector plate
<b>24V 200W BUC PSU</b>	<b>P3543</b> AC input, 24V 200W DC to Tx BUC
<b>48V 200W BUC PSU</b>	<b>P3544</b> AC input, 48V 200W DC to Tx BUC
<b>48V In &amp; 24V BUC PSU</b>	<b>P3545</b> Floating 48V DC input; +24V 200W DC to Tx BUC; DC input attaches via a screw-terminal connector plate
<b>48V In &amp; 48V BUC PSU</b>	<b>P3546</b> Floating 48V DC input; +48V 200W DC to Tx BUC; DC input attaches via a screw-terminal connector plate
<b>+48V In &amp; 48V BUC PSU</b>	<b>P3547</b> +48V DC input; +48V 200W DC to Tx BUC; DC input attaches via a screw-terminal connector plate

Teledyne Paradise Datacom reserves the right to change specifications of products described in this document at any time without notice and without obligation to notify any person of such changes. Refer to the website or contact Sales or Customer Support for the latest product information. The information contained herein is classified EAR99 under the U.S. Export Administration Regulations. The modem itself is classified ECCN 5A002.a.1.a and is subject to U.S. Department of Commerce export control. Export re-export or diversion contrary to U.S. law is prohibited.